

My Application

Registering for an Undergraduate application.

Using this slide deck

This presentation deck has been designed to allow teachers and advisers to share the application journey with students.

The information relates to the 2023 application cycle which is now open.

You can copy and paste the screenshots included into your own materials and guides to support students. However please note the help text and question guidance is the application is frequently updated based on student feedback. As such, some screenshots will change, and we will update this slide deck periodically.

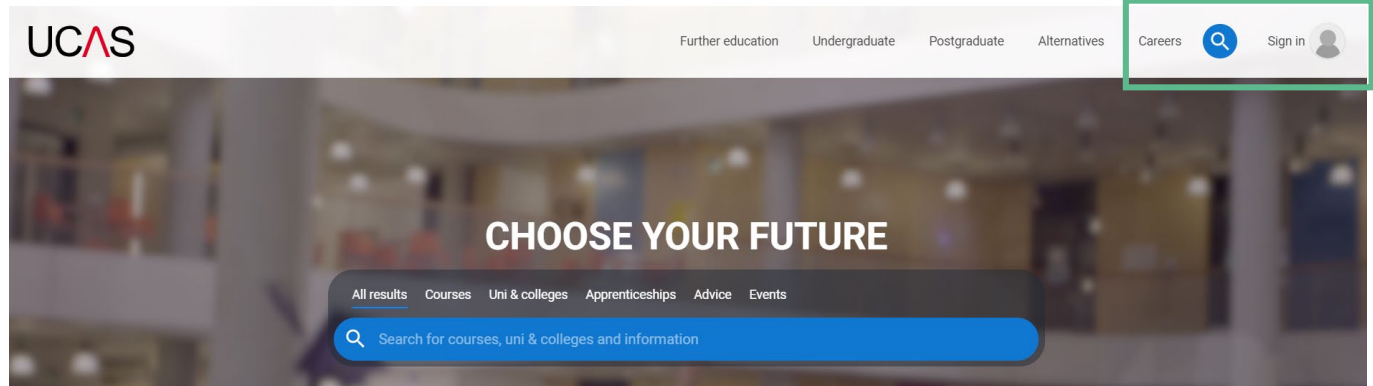


Registering for an account.

Registering for an account

Head to
ucas.com

Select **Sign in**
from the drop-
down menu.



Select students and 'Create account' within the 2023-entry option...

The screenshot shows the UCAS Student Sign In page. The page has a navigation bar at the top with links for Further education, Undergraduate, Postgraduate, Alternatives, Careers, and a search icon. The main heading is 'STUDENT SIGN IN' with the subtext 'Please select an education scheme.' Below this, there are three main sections: Undergraduate, 2022 Entry, and Conservatoires. The 2022 Entry section is highlighted with a green border. In this section, the 'Create account' button is highlighted with a green border. The Undergraduate section has buttons for 'Apply' and 'Track'. The Conservatoires section has buttons for 'Apply' and 'Track'. There are also two advertisements on the right side of the page.

UCAS

Further education Undergraduate Postgraduate Alternatives Careers Sign in

STUDENT SIGN IN

Please select an education scheme.

Undergraduate

Applying for university and college degree courses

2021 entry

Start, continue and track your application.

Apply Track

Whether you want to complete courses or apprenticeships, or get your head round the personal statement, the UCAS Hub has it covered.

Go to your hub

What's this?

2022 Entry

Applying for university and college degree courses, performance-based courses at conservatoires, and postgraduate teacher training in Scotland and Wales

Sign in Create account

Conservatoires

Apply for performance-based courses at conservatoires

2021 entry

Use Track to check the progress of your submitted application.

Apply Track

Advertisement: why the ads?

Advertisement: why the ads?

Registering for an account

Complete the short form.

Make sure the **password** is **memorable**.

UCAS

[Further education](#)[Undergraduate](#)[Postgraduate](#)[Alternatives](#)[Careers](#)[Account](#)

The image shows the UCAS registration form overlaid on a background photograph of a young woman wearing a beanie and a jacket, sitting on a light blue bicycle against a blue brick wall. The form is on a dark grey background.

Sign in **Register**

REGISTER

Email *

First name *


Last name

Password *

Confirm password *

☐ I have read and understood the [Terms and conditions](#) *

Register

 We never share your data without permission
[Our privacy and cookie policies](#)

Registering for an account



We'll email you a **code** to **verify** your email address, so we know we've got the right details.

Email verification

Hi,

You now need to verify your email address.

Please enter **647527** when prompted on the website.

This verification code will expire after 5 minutes.

Kind regards.

UCAS

VERIFY YOUR ACCOUNT

An email has been sent to you on behalf of UCAS, with a code to verify your email address. Please enter the code below.

Code *

Verify

If you have not received an email, you can [request another code](#)

Registering for an account

Once you've registered, we ask you a few questions like when you want to start studying, where you live and what you're interested in so we can tailor the information you see.

Make sure you choose the correct study year, **2023** if you want to start next year.

The image displays two overlapping blue panels representing the UCAS registration process.

The left panel shows a profile setup screen. At the top, there is a green circular icon with a white person silhouette. Below it, the text "HI ROSE" is displayed in white. Underneath, there are four small white dots, with the third dot being filled. Below the dots, the text "We've just got 4 steps to help you find all the right information" is written in small white font. At the bottom, there is a white button with the text "Next" in blue.

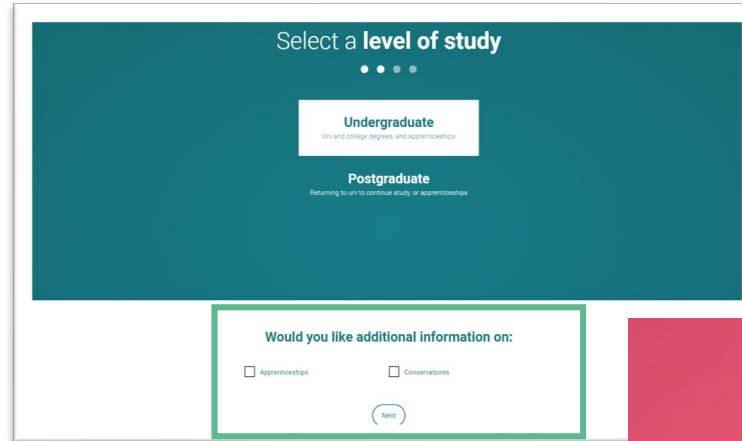
The right panel shows a selection screen. At the top, the text "In which year do you want to start your studies?" is written in white. Below this, there are four small white dots, with the third dot being filled. Below the dots, there is a list of years: 2025, 2024, 2023, 2022, and 2021. The year 2023 is highlighted with a white horizontal line underneath it.

Registering for an account

Choose the correct level of study, it's **Undergraduate** if you are still at school/college.

You can choose to get information on **apprenticeships** and **conservatoires** here too.

Tell us where you live so we can direct you to the right information.



Select a **level of study**

• • • •

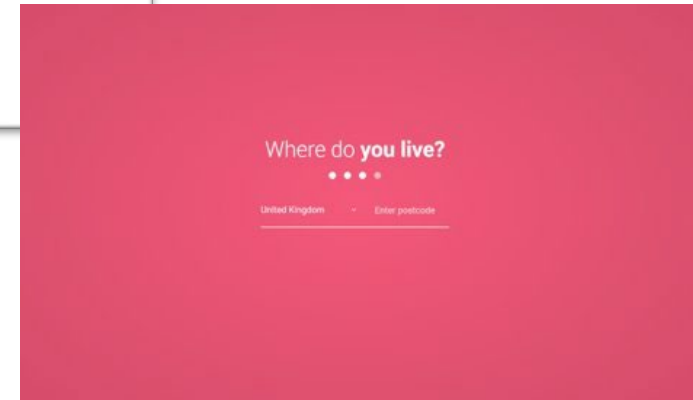
Undergraduate
Uni and college degrees, and apprenticeships

Postgraduate
Returning to uni to continue study, or apprenticeships

Would you like additional information on:

☐ Apprenticeships ☐ Conservatoires

Next



Where do **you** live?

• • • •

United Kingdom Enter postcode

Registering for an account

Choose if you want to get tailored information about uni, college and apprenticeship options.

Select the **subjects** that you are interested in – you can change these at any point in your preferences.

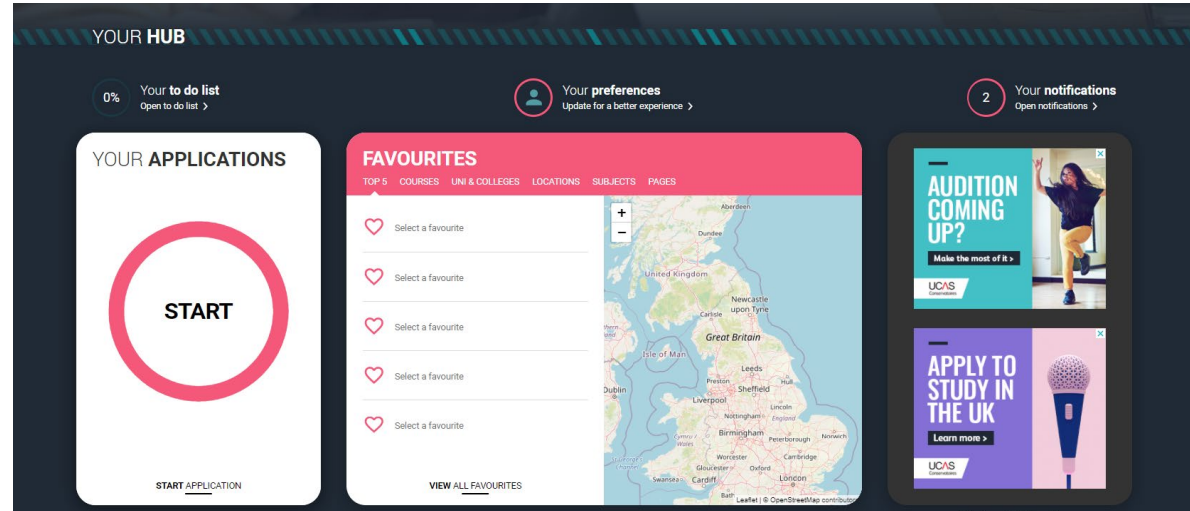
Then scroll right to the bottom to **Create account**.

The screenshot shows the 'Your preferences' section of the UCAS registration process. It is titled 'Your preferences' with four dots below it, indicating the current step. The first section, 'Stay up-to-date with unis, colleges, offers, and more', asks if the user wants tailored info about uni and college courses, open days, and apprenticeship options. It has two radio buttons: 'Yes' (selected) and 'No'. The second section asks if the user wants great deals, offers, and freebies, including high street brands, tech, and travel. It also has 'Yes' (selected) and 'No' radio buttons. A green shield icon with a checkmark is next to a privacy notice: 'Just so you know, your data is safe with us, and we never pass your details to third parties for marketing purposes without your permission. You can change your mind, and update your personal details and preferences at any time. For more information on how we treat your personal data, including how to opt out, take a look at our [privacy policy](#).' To the right, there is a section titled 'Which subject(s) are you interested in studying?' with three dropdown menus for 'Subject 1 *', 'Subject 2', and 'Subject 3'. Each dropdown has a placeholder text 'Select an option' and a downward arrow. At the bottom right, there is a blue button labeled 'Create account'.

Starting your application.

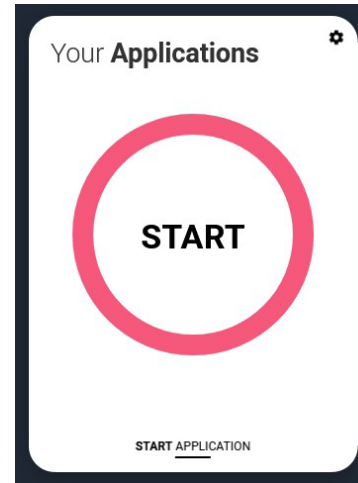
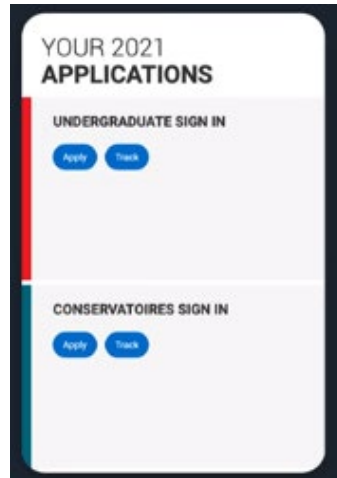
Starting your application

To start your UCAS application click on the **Your application** tile.



Make sure you have the correct year

If you already have a Hub account and have said you are interested in courses for the 2022 cycle, you'll see this card.



To start your 2023 UCAS application click on the **Your application** tile with the red circle.

Update your preferences

If you need to change the application cycle to show the **Your application** tile for 2023, click on Preferences from the main menu.

Then select 2023 in answer to the question **In which year do you want to start your studies?**

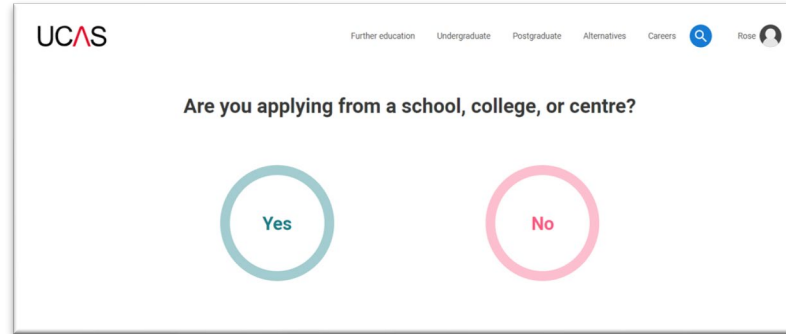
The image shows a composite of two screenshots from the UCAS Hub. The top right shows the main menu with 'Preferences' highlighted. The bottom left shows the 'Manage my Hub personalisation' form with the following details:

- Manage my Hub personalisation**
- Are you considering going straight into employment? ☐ Yes ☐ No
- Are you considering a gap year? ☐ Yes ☐ No
- Where do you live? **United Kingdom**
- Your postcode (we will use this to show events near you) **PL14 7HG**
- In which year do you want to start your studies? **2022**
- What level of study are you interested in? **Undergraduate (Uni and college degrees, and apprenticeships)**
- Would you like additional information on: ☐ Apprenticeships ☐ Conservatoires
- Save** **Cancel**



The top right screenshot shows the main menu with the following items: Further education, Undergraduate, Postgraduate, Alternatives, Careers, Eddie, and a user profile icon. The 'Preferences' option is highlighted in the left-hand menu. Below the menu, there are tiles for 'TARIFF POINT CALCULATOR', 'FIND OUT ABOUT OUR LEARNING', and 'Sign out' (which is circled in red).

Linking to your school, college or centre

If you're applying with the help of your school, college or centre then select **Yes** and enter our **Buzzword** (**edincoll2023**).

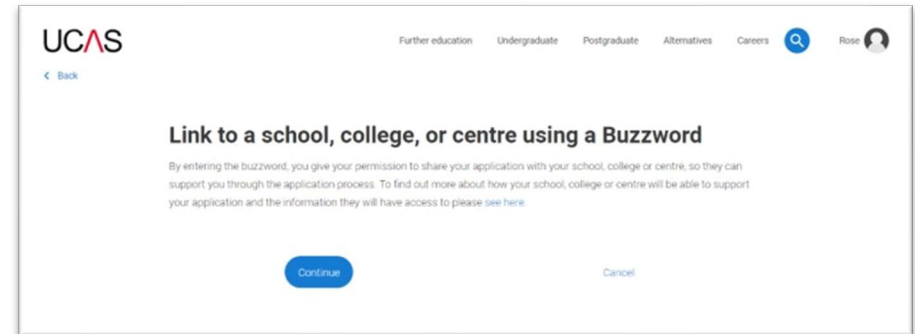


UCAS



Further education Undergraduate Postgraduate Alternatives Careers  Rose 

Are you applying from a school, college, or centre?

Yes No



UCAS

Further education Undergraduate Postgraduate Alternatives Careers  Rose 

[< Back](#)

Link to a school, college, or centre using a Buzzword

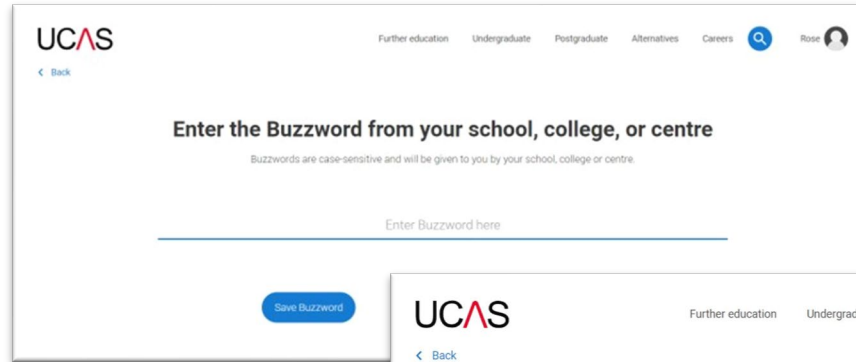
By entering the buzzword, you give your permission to share your application with your school, college or centre, so they can support you through the application process. To find out more about how your school, college or centre will be able to support your application and the information they will have access to please [see here](#).

Continue Cancel

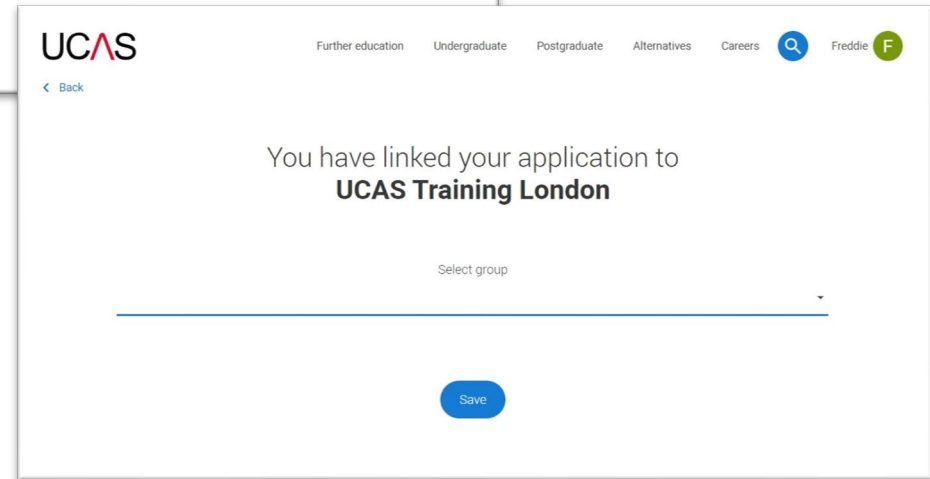
Linking to your school, college or centre

Enter the buzzword, and **confirm** the details are correct.

This will **link your application** to your school or college, so they can track your progress and provide support, including adding your reference



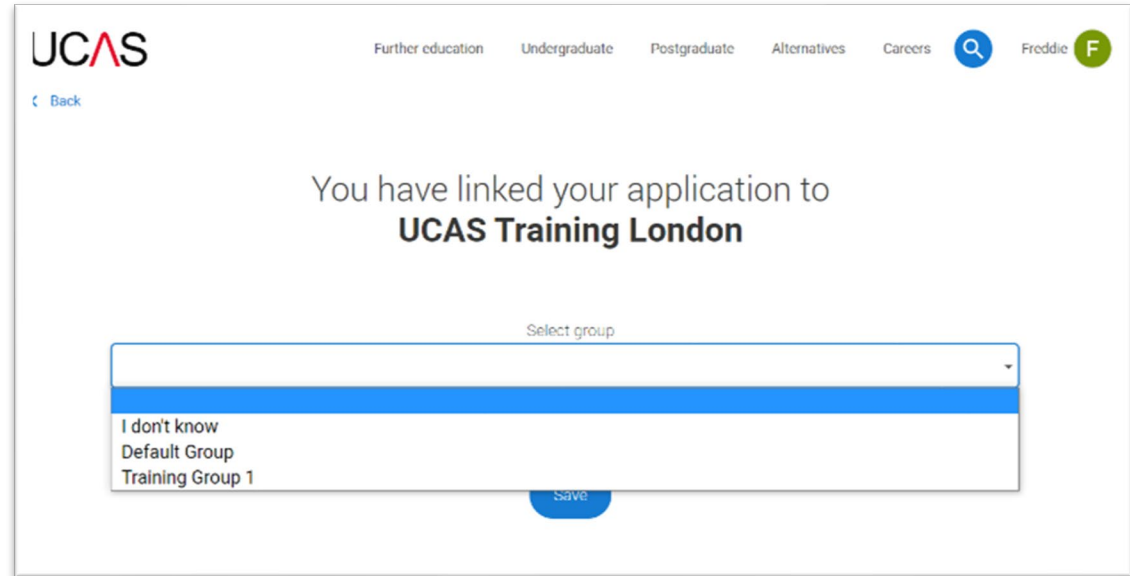
This screenshot shows the UCAS 'Enter the Buzzword' page. The header includes the UCAS logo, navigation links for Further education, Undergraduate, Postgraduate, Alternatives, and Careers, a search icon, and a user profile icon labeled 'Rose'. The main heading is 'Enter the Buzzword from your school, college, or centre', with a sub-note: 'Buzzwords are case-sensitive and will be given to you by your school, college or centre.' Below this is a text input field labeled 'Enter Buzzword here' and a blue 'Save Buzzword' button at the bottom.



This screenshot shows the UCAS 'You have linked your application' page. The header includes the UCAS logo, navigation links for Further education, Undergraduate, Postgraduate, Alternatives, and Careers, a search icon, and a user profile icon labeled 'Freddie'. The main heading is 'You have linked your application to UCAS Training London'. Below this is a dropdown menu labeled 'Select group' and a blue 'Save' button at the bottom.

Linking to your school, college or centre

Once your application has been linked, you can then select a **group** (if this has been set up by your school or college) for your application.



The screenshot shows the UCAS Training London interface. At the top, the UCAS logo is on the left, and navigation links for Further education, Undergraduate, Postgraduate, Alternatives, Careers, and a search icon are on the right. A user profile for Freddie is also visible. Below the navigation bar, a 'Back' link is on the left. The main heading reads 'You have linked your application to UCAS Training London'. Below this is a 'Select group' dropdown menu. The dropdown is open, showing three options: 'I don't know', 'Default Group', and 'Training Group 1'. A blue 'Save' button is located at the bottom right of the dropdown menu.

UCAS

Further education Undergraduate Postgraduate Alternatives Careers Freddie F

< Back

You have linked your application to
UCAS Training London

Select group

I don't know
Default Group
Training Group 1

Save

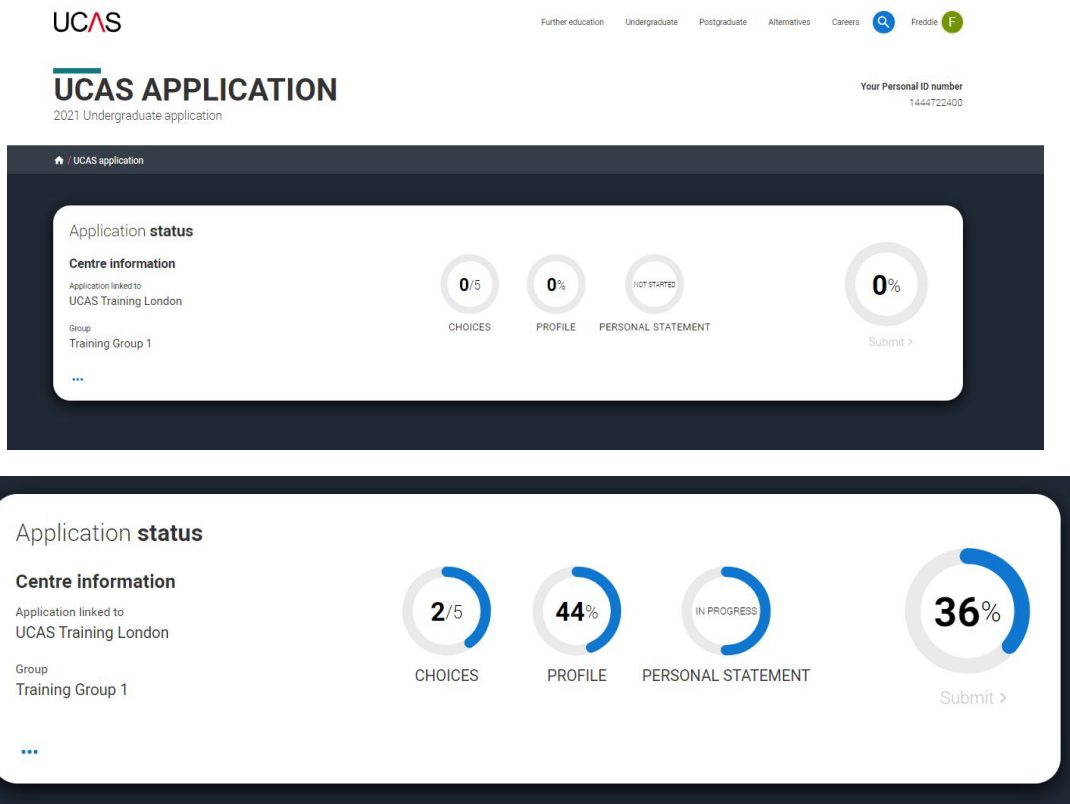
Application overview.

Application overview

Your homepage is where you'll see the sections that need completing.

You don't need to complete the application at once, you can log in and out at any time until you're finished.

As you add information to each tile, the **percentage complete** dial should increase each time you mark a section as complete.



Application overview

The second section is your **profile** - information about you.

The tiles will give you an overview; if a section is complete, in progress, or you need to start it.

All sections must be marked as complete to send to UCAS.

You must complete all mandatory questions to mark a section as complete (they have a *).

The screenshot displays the 'My profile' page on the UCAS application portal. It features a grid of nine application sections, each with a title, a brief description, and a status bar at the bottom. The status bar is green for 'Section complete', blue for 'Section in progress', and white for 'Start this section'. A search bar for courses is located in the top right corner.

| Section | Description | Status |
|-------------------------------|---|---------------------|
| Personal details | Name, age, title and gender | Section complete |
| Contact and residency details | Address, email, telephone and where you live | Section complete |
| Employment | Employment, paid | Section complete |
| Education | Qualifications and periods of study | Start this section |
| Nationality details | Birthplace and nationalities | Section in progress |
| Supporting information | So that providers know how to support you during your studies | Start this section |
| English language skills | Is English your first language? | Section in progress |
| Finance and funding | Tell us how you'll fund your study | Section complete |
| Diversity and inclusion | Only shared with a provider once you have a place or your application is archived | Start this section |

Personal details.

PERSONAL DETAILS

2022 Undergraduate application

Your Personal ID number
1878002487

UCAS

[Home](#) / [UCAS application](#) / [Personal details](#)[Return to application overview](#)✓ [Personal details](#)✓ [Contact and residency details](#)[Education](#)[Employment](#)✓ [Nationality details](#)✓ [Supporting information](#)✓ [English language skills](#)✓ [Finance and funding](#)[Diversity and inclusion](#)✓ [Personal statement](#)[Reference](#)

Title *

First name *

Tell us who you are. Make sure your name is as it appears on any official documents, such as your passport, birth certificate or driving licence.

Last name *

If you don't have a last name, add your first name here again.

Previous name(s)

Tell us any other names you've been known by (for example maiden name), as it helps when we're matching educational records.

Preferred name

Let us know what we should call you in our communications.

Date of birth *

| | | |
|----------------------|----------------------|----------------------|
| Day | Month | Year |
| <input type="text"/> | <input type="text"/> | <input type="text"/> |

Gender *

Select the gender you most identify with at this time. You can tell the university or college directly if you'd feel more comfortable identifying in another way, or if this changes.

☐ Male ☐ Female☐ Mark this section as complete *

You must complete all mandatory fields in this section before you can mark it as complete. All sections must be marked as complete before you can send your application.


[Save this section](#)[Next to Contact and residency details](#)

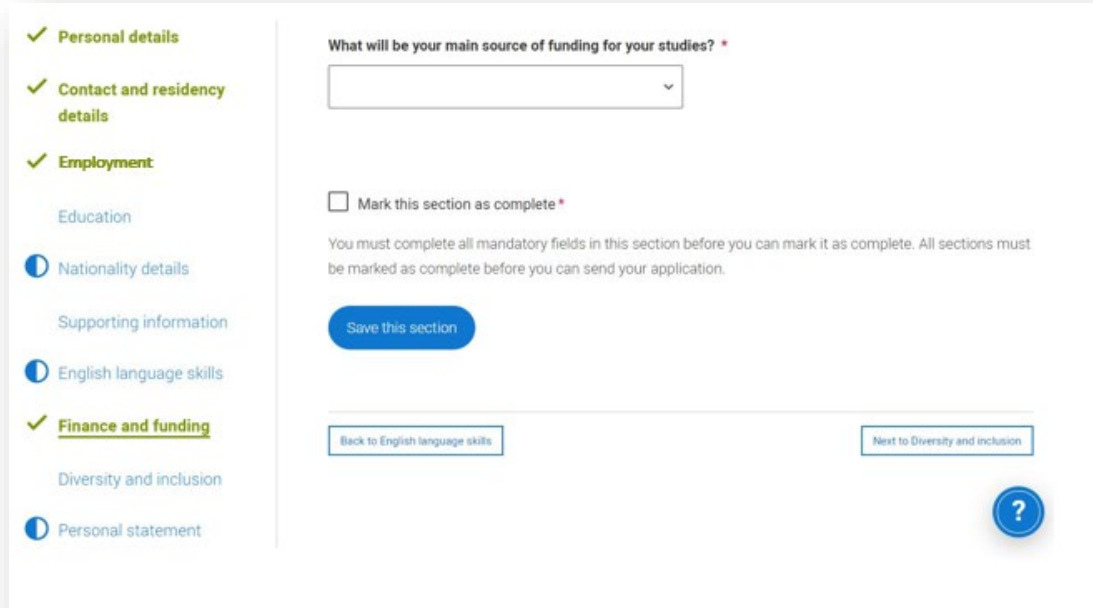
Personal details: your name should already be visible, but you'll need to add your title and complete the other mandatory fields (marked with a *).

Once you have completed a section you must remember **to mark the section as complete** at the bottom of each page.

Application overview

The list on the left of each section will show which sections are completed (with a tick), which are in progress (with a half-moon) and which have yet to be started (no icon).

Click on the  throughout for help text to provide advice about what to put.



The screenshot shows the UCAS application overview page. On the left is a vertical list of sections: 'Personal details' (checked), 'Contact and residency details' (checked), 'Employment' (checked), 'Education' (half-moon), 'Nationality details' (no icon), 'Supporting information' (no icon), 'English language skills' (half-moon), 'Finance and funding' (checked), 'Diversity and inclusion' (no icon), and 'Personal statement' (no icon). The 'Finance and funding' section is selected and expanded. The main content area for this section contains the question 'What will be your main source of funding for your studies?' with a dropdown menu. Below this is a checkbox 'Mark this section as complete' which is unchecked. A note states: 'You must complete all mandatory fields in this section before you can mark it as complete. All sections must be marked as complete before you can send your application.' There is a blue 'Save this section' button. At the bottom of the section are two buttons: 'Back to English language skills' and 'Next to Diversity and inclusion'. A blue circular help icon with a question mark is located in the bottom right corner of the section.

✓ Personal details

✓ Contact and residency details

✓ Employment

Education

○ Nationality details

Supporting information

○ English language skills

✓ Finance and funding

Diversity and inclusion

○ Personal statement

What will be your main source of funding for your studies? *


☐ Mark this section as complete *

You must complete all mandatory fields in this section before you can mark it as complete. All sections must be marked as complete before you can send your application.

Save this section

Back to English language skills

Next to Diversity and inclusion



Contact and residency details

You should provide either a landline or a mobile number in this section.

You'll only see the fields to add the nominated contact details if you answer **Yes** to the question.

This means someone else can speak to us about your application.

Personal details

- ✓ Personal details
- ✓ Contact and residency details
- Education
- Employment
- ✓ Nationality details
- ✓ Supporting information
- ✓ English language skills
- ✓ Finance and funding
- Diversity and inclusion
- ✓ Personal statement
- Reference

Contact details

Contact telephone number
You must provide a contact telephone number.

Other telephone number

Email address *
You can update your email address in your UCAS profile
g.garrity@ucas.ac.uk

Postal address
Address type *
UK address

Post Code lookup
Search

Enter address manually

Nominated access

Do you want someone else to act, or speak on your behalf, about your application? e.g. A parent, other relative or guardian. If you are using an agent, you can choose to enter their details.
You're able to enter details of someone you're happy to help manage your application - this is called nominated access.

☒ Yes ☐ No

Full name of nominee *
The first and last name of your nominee. They will be asked this information when speaking to UCAS on your behalf.

Relationship to you *
How you know your nominee. They will be asked this information when speaking to UCAS on your behalf.

Residency details

Is your home address the same as your postal address? *

☒ Yes ☐ No

Please select your area of permanent residence *
Your area of permanent residence refers to the area in which you normally live.

Residential category *
Please choose the option that most closely applies to you.

UK Citizen - England

☐ Mark this section as complete *

You must complete all mandatory fields in this section before you can mark it as complete. All sections must be marked as complete before you can send your application.

Save this section

?

If you select **No**, additional **Home address** questions will appear.

Residency details

Is your home address the same as your postal address? *

☒ Yes ☐ No

Please select your area of permanent residence *

Your area of permanent residence refers to the area in which you normally live.

Residential category *

Please choose the option that most closely applies to you.

☐ Mark this section as complete *

You must complete all mandatory fields in this section before you can mark it as complete. All sections must be marked as complete before you can send your application.

Save this section

Residency details

Is your home address the same as your postal address? *

☐ Yes ☒ No

Home address

Address type *

Residential category *

Please choose the option that most closely applies to you.

☐ Mark this section as complete *

You must complete all mandatory fields in this section before you can mark it as complete. All sections must be marked as complete before you can send your application.

Save this section

Employment

If you add more than one employment it will appear in chronological order with the most recent at the top.

Not everyone will have something to enter here. It's up to you whether you create an employment record here or not - but **remember to mark the section as complete!**

UCAS

Further education Undergraduate Postgraduate

EMPLOYMENT
2021 Undergraduate application

UCAS application

- ✓ Personal details
- ✓ Contact and residency details
- Employment**
- Education
- Nationality details
- Supporting information
- English language skills
- Finance and funding
- Diversity and inclusion
- Personal statement

UCAS
Digital Learning Developer
Company/organisation address Rosehill
Start date 10/2019
Finish date 01/2021
Was/is your position full time or part time?

Add employment

Company/organisation name *

Role title *

Company/organisation address *

Start date *

Month Year
MM YYY

Finish date

Month Year
MM YYY

Was/is your position full time or part time? *

☐ Full time ☐ Part time

Save Cancel

Education

You'll add details of all qualifications you've already achieved and those you're studying towards.

First you need to add details of where you've studied, or are studying, then add qualifications.

Start by clicking **Add place of education.**

You'll be asked for a Unique Learner Number – if you don't have one leave the question blank.

The screenshot shows the 'EDUCATION' section of the UCAS 2022 Undergraduate application. The page header includes the UCAS logo and the text 'Your Personal ID number 1578002467'. The main heading is 'EDUCATION' with the subtitle '2022 Undergraduate application'. A breadcrumb trail shows 'UCAS application / Education'. A sidebar on the left lists various sections: Personal details, Contact and residency details, Education (selected), Employment, Nationality details, Supporting information, English language skills, Finance and funding, Diversity and inclusion, Personal statement, and Reference. The main content area features a large button labeled 'Add place of education'. Below this, there is a section for 'Unique Learner Number (ULN)' with a text box and a note explaining its purpose. Another section asks for the 'highest level of qualification you expect to have before you start your course' with a dropdown menu. At the bottom, there is a checkbox to 'Mark this section as complete', a 'Save this section' button, and navigation links for 'Back to Contact and residency details' and 'Next to Employment'. A help icon is visible in the bottom right corner.

EDUCATION
2022 Undergraduate application

Your Personal ID number
1578002467

UCAS application / Education

< Return to application overview

- ✓ Personal details
- ✓ Contact and residency details
- 1 Education
- Employment
- ✓ Nationality details
- ✓ Supporting information
- ✓ English language skills
- ✓ Finance and funding
- ✓ Diversity and inclusion
- ✓ Personal statement
- Reference

Add place of education

Unique Learner Number (ULN)
The Unique Learner Number (ULN) is a 10-digit reference number which is used alongside and to access the Personal Learning Record of anyone over the age of 13 involved in UK education or training. If you don't have one, or don't know yours, leave this blank.

Please state the highest level of qualification you expect to have before you start your course *

☐ Mark this section as complete *

You must complete all mandatory fields in this section before you can mark it as complete. All sections must be marked as complete before you can send your application.

Save this section

Back to Contact and residency details Next to Employment

?

Type the name of where you studied. Once you find your centre, click on the name and the **Exam centre number** will automatically populate.

If an exam centre number doesn't appear that's ok, it's because we don't have it.

Add when you started and finished, and if you're still studying there add the month, you're due to finish.

Add place of education

Name of the school, college, or university *

Exam centre number
This may be automatically filled in based on your school, college, or university

Start date *

Month Year
MM YY

End date *

Month Year
MM YY

Type of study *

☐ Full time ☐ Part time ☐ Sandwich

Do you, or will you, have any qualifications from this centre? *

If you received any qualifications at this school, college or centre, or if you have any qualifications pending at this school, click yes.

All qualifications must be entered, even if you received an unsuccessful grade, if you are still waiting to take the final exams or if you are waiting for the results.

If you are resitting a qualification you need to enter it twice: once as a completed qualification with the grade

Save Cancel

There are warning messages to help you.

For example, you can't say you attended 2 or more places of study full-time during the same date range.

Red text is a warning and means something is wrong and blue text is for information you need to be aware of.

University of UCAS

[... More](#)

March 2007 - July 2010

Full time

- ! You cannot be full-time at more than one school or college at the same time - please check the start and finish dates you have entered.

[Add Qualification](#)

UCAS Training School

[... More](#)

March 2007 - May 2010

Full time

- ! You cannot be full-time at more than one school or college at the same time - please check the start and finish dates you have entered.
- ! You have indicated that you did not receive any qualifications here

UCAS Training School

September 2010 - June 2012
Full time

Add Qualification

Once you've added where you studied you can enter the qualifications.

Click the **Add qualification** button and search for your qualification.

Add qualification

To add a qualification either choose from the qualification shortlist or search for your qualification.

Qualifications shortlist

+ Access to HE Diploma (2014 onwards)

+ BTEC Diploma

+ BTEC Extended Diploma (QCF)

+ GCE Advanced Level

+ GCE Advanced Subsidiary

+ GCSE (Grade: A*-G)

+ National 5

+ SQA Advanced Highers

+ SQA Scottish Highers

+ Welsh Baccalaureate
Advanced Skills Challenge
Certificate

Search for your qualifications

Please search for the qualification title, eg 'A level' and not the subject, eg 'chemistry'.

Overseas qualifications will be listed alphabetically under the name of the country they were taken in.

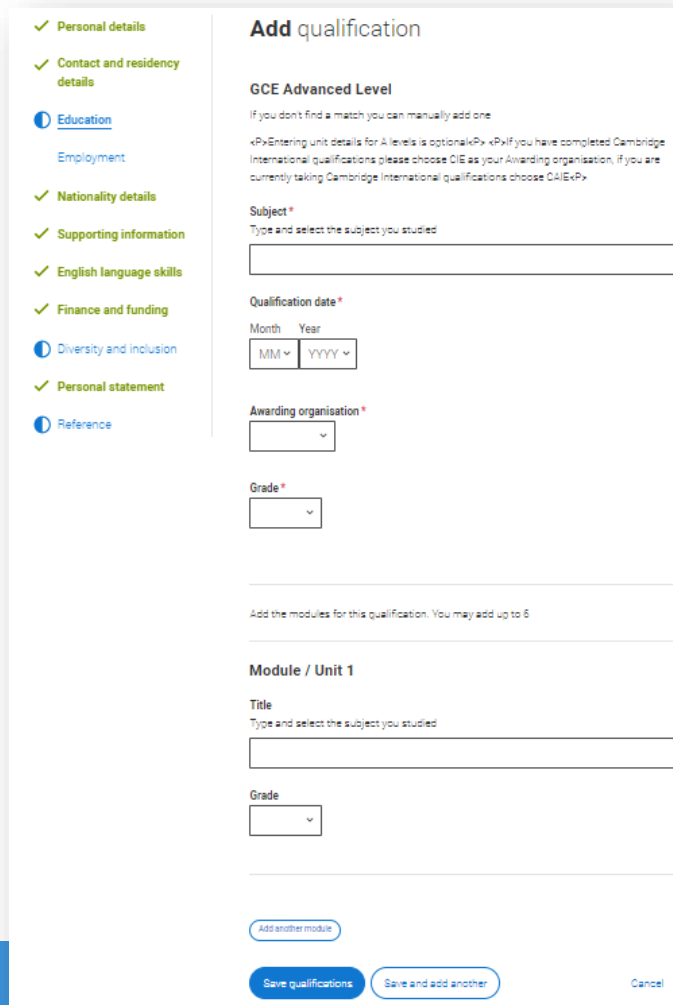
Search by name

Search for qualification by name

The qualification dates you can select are based on those you entered when you set up the centre.

If you know which awarding organisation it is, enter it here – speak to your teacher or tutor if you're not sure.

If you haven't finished the qualification or had your result, then you must choose **Pending**.



The screenshot shows the 'Add qualification' form on the UCAS system. On the left is a sidebar with a list of sections: Personal details, Contact and residency details, Education (selected), Employment, Nationality details, Supporting information, English language skills, Finance and funding, Diversity and inclusion, Personal statement, and Reference. The main content area is titled 'Add qualification' and shows 'GCE Advanced Level' selected. Below this is a note about manual entry and a paragraph of instructions. The form fields include: 'Subject' (a text input), 'Qualification date' (with 'Month' and 'Year' dropdowns), 'Awarding organisation' (a dropdown), and 'Grade' (a dropdown). Below these fields is a section for adding modules, with a heading 'Module / Unit 1' and a 'Title' field. At the bottom are three buttons: 'Add another module', 'Save qualifications', and 'Save and add another', with a 'Cancel' link on the far right.

✓ Personal details

✓ Contact and residency details

① Education

Employment

✓ Nationality details

✓ Supporting information

✓ English language skills

✓ Finance and funding

① Diversity and inclusion

✓ Personal statement

① Reference

Add qualification

GCE Advanced Level

If you don't find a match you can manually add one

<P>Entering unit details for A levels is optional</P> <P>If you have completed Cambridge International qualifications please choose CIE as your Awarding organisation, if you are currently taking Cambridge International qualifications choose CIE</P>

Subject *
Type and select the subject you studied

Qualification date *
Month Year
MM YYYY

Awarding organisation *

Grade *

Add the modules for this qualification. You may add up to 6

Module / Unit 1

Title
Type and select the subject you studied

Grade

Add another module

Save qualifications Save and add another Cancel

Nationality details.

If you are a UK national,
this is what you will see.

UCAS

Further educationUndergraduatePostgraduateAlternativesCareers

UCAS

NATIONALITY DETAILS

2022 Undergraduate application

[Home](#) / [UCAS application](#) / [Nationality details](#)

[Return to application overview](#)

✓ **Personal details**

✓ **Contact and residency details**

🕒 **Education**

Employment

✓ **Nationality details**

✓ **Supporting information**

✓ **English language skills**

✓ **Finance and funding**

🕒 **Diversity and inclusion**

✓ **Personal statement**

🕒 **Reference**

What is your country of birth? *

For the purpose of this question the UK includes the Channel Islands and the Isle of Man.

United Kingdom

What is your nationality? *

If you're applying from outside the UK choose your nationality as it appears in your passport. If you have dual nationality and you need a visa to enter the UK, enter your first nationality as it is shown on the passport you intend to use when travelling to the UK for your course.

UK national

Dual nationality

If you have dual nationality, select your first nationality in the previous field and your second nationality here.

☒ **Mark this section as complete ***

You must complete all mandatory fields in this section before you can mark it as complete. All sections must be marked as complete before you can send your application.

Save this section

If you were born in the UK but have a different nationality, you will be asked additional questions.

The information you provide will help universities and colleges in determining your eligibility and allow them to assist you with the visa application process, if required.

There's some possible combinations but we'll only show relevant fields depending on your answers.

What is your country of birth? *

For the purpose of this question the UK includes the Channel Islands and the Isle of Man.

United Kingdom

What is your nationality? *

If you're applying from outside the UK choose your nationality as it appears in your passport. If you have dual nationality and you need a visa to enter the UK, enter your first nationality as it is shown on the passport you intend to use when travelling to the UK for your course.

Azerbaijani

Dual nationality

If you have dual nationality, select your first nationality in the previous field and your second nationality here.

Do you need a student visa to study in the UK?

☐ Yes ☐ No

Have you previously studied on a student or tier 4 visa? *

☐ Yes ☐ No

☐ Mark this section as complete *

You must complete all mandatory fields in this section before you can mark it as complete. All sections must be marked as complete before you can send your application.

Save this section

If you weren't born in the UK you're asked for the date of first entry to the UK.

If you're not in the UK yet, put the first of the month you plan to arrive.

There's some possible combinations but to help you we'll only show relevant fields depending on your answers.

What is your country of birth? *

For the purpose of this question the UK includes the Channel Islands and the Isle of Man.

Albania

Please tell us your date of first entry to UK *

| Day | Month | Year |
|-----|-------|------|
| DD | MM | YYYY |

What is your nationality? *

If you're applying from outside the UK choose your nationality as it appears in your passport. If you have dual nationality and you need a visa to enter the UK, enter your first nationality as it is shown on the passport you intend to use when travelling to the UK for your course.

Anguilla

Dual nationality

If you have dual nationality, select your first nationality in the previous field and your second nationality here.

Do you need a student visa to study in the UK?

☐ Yes ☐ No

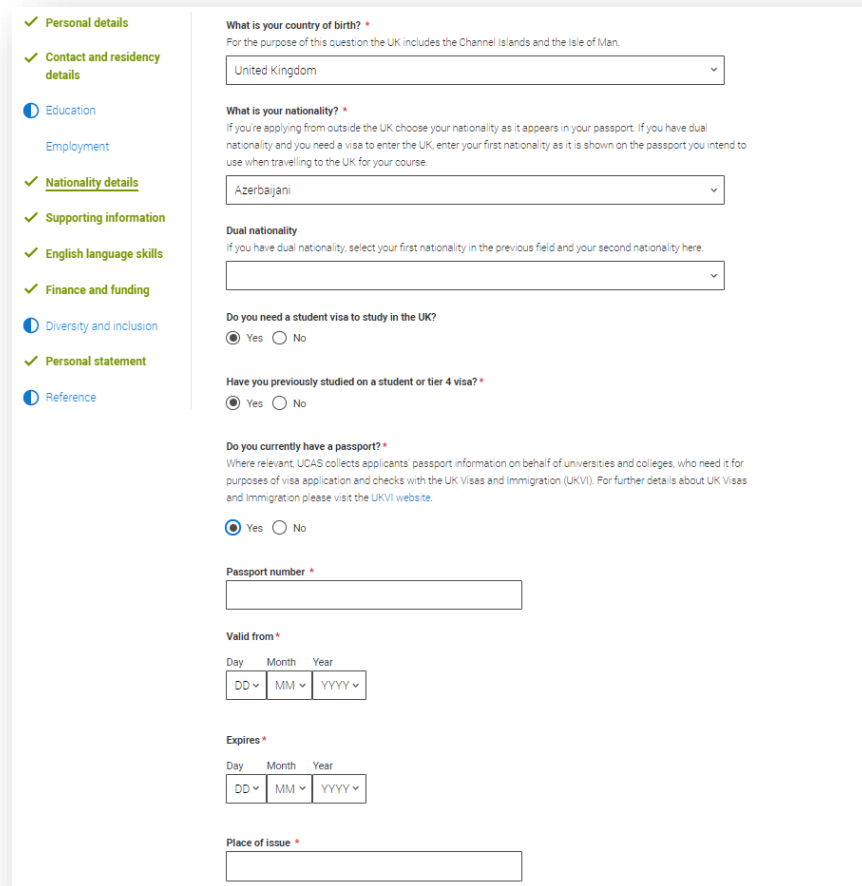
Have you previously studied on a student or tier 4 visa? *

☐ Yes ☐ No

☐ Mark this section as complete *

If you select that you will need a visa, you'll also be asked for your passport details.

If you have a passport, we ask you for your passport number, valid from and expiry dates; and place of issue.



The image shows a screenshot of the UCAS visa application form. On the left is a sidebar with navigation links: Personal details, Contact and residency details, Education, Employment, Nationality details, Supporting information, English language skills, Finance and funding, Diversity and inclusion, Personal statement, and Reference. The main content area is titled 'What is your country of birth?' and includes a dropdown menu with 'United Kingdom' selected. Below this is a section for 'What is your nationality?' with a dropdown menu showing 'Azerbaijani'. Further down is a 'Dual nationality' section with a dropdown menu. The form then asks 'Do you need a student visa to study in the UK?' with radio buttons for 'Yes' (selected) and 'No'. It then asks 'Have you previously studied on a student or tier 4 visa?' with radio buttons for 'Yes' (selected) and 'No'. The next section is 'Do you currently have a passport?' with radio buttons for 'Yes' (selected) and 'No'. Below this is a 'Passport number' field. The 'Valid from' section has dropdowns for Day, Month, and Year. The 'Expires' section also has dropdowns for Day, Month, and Year. The final section is 'Place of issue' with a text input field.

✓ Personal details

✓ Contact and residency details

Education

Employment

✓ Nationality details

✓ Supporting information

✓ English language skills

✓ Finance and funding

Diversity and inclusion

✓ Personal statement

Reference

What is your country of birth? *
For the purpose of this question the UK includes the Channel Islands and the Isle of Man.

United Kingdom

What is your nationality? *
If you're applying from outside the UK choose your nationality as it appears in your passport. If you have dual nationality and you need a visa to enter the UK, enter your first nationality as it is shown on the passport you intend to use when travelling to the UK for your course.

Azerbaijani

Dual nationality
If you have dual nationality, select your first nationality in the previous field and your second nationality here.

Do you need a student visa to study in the UK?
☒ Yes ☐ No

Have you previously studied on a student or tier 4 visa? *
☒ Yes ☐ No

Do you currently have a passport? *
Where relevant, UCAS collects applicants' passport information on behalf of universities and colleges, who need it for purposes of visa application and checks with the UK Visas and Immigration (UKVI). For further details about UK Visas and Immigration please visit the [UKVI website](#).

☒ Yes ☐ No

Passport number *

Valid from *

Day Month Year
DD MM YYYY

Expires *

Day Month Year
DD MM YYYY

Place of issue *

Supporting information

All questions are mandatory (*), but you have the option of *I don't know* and *Prefer not to say* for the first two.

You don't have to declare a disability if you don't want to, you can select *No disability*.

Information completed here is not used to make a decision on your application. It's only shared with those involved in supporting you, or making the arrangements for support.

UCAS

Further education Undergraduate Postgraduate Alternatives

SUPPORTING INFORMATION

2022 Undergraduate application

Home / UCAS application / Supporting information

[Return to application overview](#)

- ✓ Personal details
- ✓ Contact and residency details
- Education
- Employment
- ✓ Nationality details
- ✓ Supporting information
- ✓ English language skills
- ✓ Finance and funding
- Diversity and inclusion
- ✓ Personal statement
- Reference

Have you ever lived or worked in the EU (excluding the UK), European Economic Area (EEA) or Switzerland? *

Do you have a parent, step parent, spouse or civil partner who is an EU (excluding the UK), EEA or Swiss national? *

Universities offer a wide range of support to students with disabilities. Please select any disability you have from the list below. *

Select the option(s) which you feel best describes any physical and/or mental health condition, long-term illness, or learning difference you may live with. If you don't have a disability, select to confirm you don't have a disability. We've got more help here.

Further details

Your chosen universities or colleges

Characters used: 0 of 450 characters

☐ Mark this section as complete *

Universities offer a wide range of support to students with disabilities. Please select any disability you have from the list below. *

- No disability
- You have a social/communication impairment such as Asperger's syndrome/other autistic spectrum disorder
- You are blind or have a serious visual impairment uncorrected by glasses
- You are deaf or have a serious hearing impairment
- You have a long standing illness or health condition such as cancer, HIV, diabetes, chronic heart disease, or epilepsy
- You have a mental health condition, such as depression, schizophrenia or anxiety disorder
- You have a specific learning difficulty such as dyslexia, dyspraxia or AD(H)D
- You have physical impairment or mobility issues, such as difficulty using your arms or using a wheelchair or crutches
- You have a disability, impairment or medical condition that is not listed above
- You have two or more impairments and/or disabling medical conditions

English language skills.

If English isn't your first or primary language, we'll ask for your TOEFL or IELTS registration numbers, you only need to enter reference numbers if you've been assigned one and you know it.

The screenshot shows the UCAS application interface for the 'English Language Skills' section. The top navigation bar includes links for 'Further education', 'Undergraduate', 'Postgraduate', 'Alternatives', 'Careers', a search icon, and a user profile icon labeled 'Rose'. The main header displays the UCAS logo, the title 'ENGLISH LANGUAGE SKILLS', and the subtitle '2021 Undergraduate application'. On the right, it shows 'Your Personal ID number' as '1241028408'. A dark breadcrumb bar indicates the path: 'Home / UCAS application / English language skills'. A left-hand sidebar lists application sections with green checkmarks: 'Personal details', 'Contact and residency details', 'Employment', 'Education', 'Nationality details', and 'Supporting information'. Below these, 'English language skills' is highlighted in blue, followed by 'Finance and funding', 'Diversity and inclusion', and 'Personal statement'. The main content area contains the question 'Is English your first or primary language?' with radio buttons for 'Yes' and 'No' (selected). Below this is the question 'Can you provide any of these certificate numbers?' followed by two input fields: 'Test of English as a Foreign Language (TOEFL) Number' and 'International English Language Testing System (IELTS) TRF Number'. At the bottom of the main area, there is a checkbox for 'Mark this section as complete' and a note: 'You must complete all mandatory fields in this section before you can mark it as complete. All sections must be marked as complete before you can send your application.' A blue 'Save this section' button is located at the bottom center, and a blue circular help icon with a question mark is in the bottom right corner.

UCAS

Further education Undergraduate Postgraduate Alternatives Careers

ENGLISH LANGUAGE SKILLS

2021 Undergraduate application

Your Personal ID number
1241028408

Home / UCAS application / English language skills

- ✓ Personal details
- ✓ Contact and residency details
- ✓ Employment
- ✓ Education
- ✓ Nationality details
- ✓ Supporting information
- English language skills
- Finance and funding
- Diversity and inclusion
- Personal statement

Is English your first or primary language?

☐ Yes ☒ No

Can you provide any of these certificate numbers?

Test of English as a Foreign Language (TOEFL) Number

International English Language Testing System (IELTS) TRF Number

☐ Mark this section as complete *

You must complete all mandatory fields in this section before you can mark it as complete. All sections must be marked as complete before you can send your application.

Save this section

?

Finance and funding.

You will only be asked further questions in finance and funding if you select UK, ChI, IoM or EU Student Finance Services.

We'll ask you for your local authority under 'Student support arrangements'.

For more information head to: ucas.com/finance

The screenshot displays the UCAS application form interface. On the left is a vertical navigation menu with several sections: 'Personal details', 'Contact and residency details', 'Education', 'Employment', 'Nationality details', 'Supporting information', 'English language skills', 'Finance and funding' (which is highlighted with a green underline), 'Diversity and inclusion', 'Personal statement', and 'Reference'. The main content area is titled 'What will be your main source of funding for your studies? *'. It includes a dropdown menu with the selected option 'UK, ChI, IoM or EU student finance services'. Below this is the 'Student support arrangements' section, which has a dropdown menu with 'Aberdeen' selected. At the bottom of the form, there is a checkbox for 'Mark this section as complete *' and a blue button labeled 'Save this section'.

✓ **Personal details**

✓ **Contact and residency details**

Education

Employment

✓ **Nationality details**

✓ **Supporting information**

✓ **English language skills**

✓ **Finance and funding**

Diversity and inclusion

✓ **Personal statement**

Reference

What will be your main source of funding for your studies? *

Select an option from the drop-down list to tell us how you expect to pay for your tuition fees. Most applicants from the UK, Channel Islands, Isle of Man, and the EU will be in the category UK, ChI, IoM, or EU student finance.

This guidance has been created in the absence of full Brexit arrangements being available and you should give your answer as guided. Universities and colleges are aware that EU applicants will be selecting the UK, ChI, IoM or EU student finance option.

UK, ChI, IoM or EU student finance services ▾

Student support arrangements

Tell us who will assess you for tuition fees, or how you will pay for your course. Please select the option which best describes your situation.

Aberdeen ▾

☐ Mark this section as complete *

You must complete all mandatory fields in this section before you can mark it as complete. All sections must be marked as complete before you can send your application.

Save this section

Diversity and inclusion.

You'll only see these questions if you have a UK home or postal address.

There are two mandatory fields (*), but you have the option to respond with **I prefer not to say.**

This information is only shared with universities or colleges once you have secured a place, it does not influence any decision making. It's used to ensure applications are treated fairly.

DIVERSITY AND INCLUSION

2022 Undergraduate application

[Home](#) / [UCAS application](#) / [Diversity and inclusion](#)

[Return to application overview](#)

✓ [Personal details](#)

✓ [Contact and residency details](#)

📄 [Education](#)

[Employment](#)

✓ [Nationality details](#)

✓ [Supporting information](#)

✓ [English language skills](#)

✓ [Finance and funding](#)

📄 [Diversity and inclusion](#)

✓ [Personal statement](#)

📄 [Reference](#)

Equality monitoring

Ethnic origin *

What is your religion or belief?

What is your sexual orientation?

Do you identify as transgender?

National identity *

Dual national identity

If you have dual nationality, select your first nationality in the previous field and your second nationality here. If you do not have dual national identity leave this blank.

Activities in preparation for higher education

For example: summer schools, Saturday university, campus days, summer academies, taster courses and booster courses. If you have not taken any such course, please leave this section blank.

+
Add activity

Details of specific organised preparation activities should be entered here; these will normally take place at a university or college campus. You will know if you have participated in such activities.

When adding the activity there is a drop-down box with options to choose from.

The screenshot shows the 'Add activity' form with the 'Sponsor' dropdown menu open. A green arrow points from the 'Add activity' button in the top section to the 'Sponsor' dropdown in the 'Add activity' form. Another green arrow points from the 'Sponsor' dropdown to the list of options.

Add activity

Sponsor *
[Dropdown menu]

Start date *
Month Year
MM YYYY

Duration (days) *
[Dropdown menu]

School year *
[Dropdown menu]

Location *
Search for location

Save Cancel

Sponsor *

- Aberystwyth Summer Uni
- Academic Enrichment programme (AEP)
- Aim Higher
- As Location
- ASPIRENorth
- Aston Progression Pathways
- Discovering Queen's programme
- FOCUS West
- Future Quest
- HE+
- Higher Education Insight Programme (HEI)
- Lancaster Access Summer School
- LEAPS
- LIFT OFF
- Next Step York
- Nottingham Potential Summer School
- NUEntry
- Dummy Test
- QUB - Pathway Programme

You can select *I prefer not to say* for the parental education question.

For the occupational background, you must type at least 3 letters into the response field, and then select an option from the menu that appears below it.

Parental education

Do any of your parents, step-parents or guardians have any higher education qualification, such as a degree, diploma, or certificate of higher education?

Occupational background *

Please give the job title of your parent, step-parent, or guardian who earns the most, if you are under 21. If she or he is retired or unemployed, give their most recent job title. If you are 21 or over, please give your own job title.

- Base Room Manager (Children's Nursery)
- Care Assistant (Children's Nursery)
- Children's Reporter (Scotland)
- Children's Attendant
- Children's Centre Manager

Personal Statement.

You can save and edit this section as many times as you need to.

If you try to navigate away without saving your work, we'll remind you with a pop-up warning.

The screenshot displays the UCAS Personal Statement interface. At the top, the title "PERSONAL STATEMENT" is prominent, with "2022 Undergraduate application" below it. The user's "Personal ID number" is 1578002457. A navigation bar shows the user is in the "UCAS application / Personal statement" section. A left-hand menu lists various sections: Personal details, Contact and residency details, Education, Employment, Nationality details, Supporting information, English language skills, Finance and funding, Diversity and inclusion, Personal statement (highlighted), and Reference. The main content area provides guidance on writing the personal statement, including a character count of 0/4000. A dark grey information box states: "You have used 0 of 47 lines based on the preview and 0 of 4000 characters." A large text area for the statement is visible. A modal dialog box is open in the foreground, asking "Are you sure you want to leave this page without saving your changes?" with "Yes" and "No" buttons. At the bottom, there are "Save draft" and "Save & Preview" buttons.

PERSONAL STATEMENT
2022 Undergraduate application

Your Personal ID number
1578002457

UCAS application / Personal statement

[Return to application overview](#)

- ✓ Personal details
- ✓ Contact and residency details
- ① Education
- Employment
- ✓ Nationality details
- ✓ Supporting information
- ✓ English language skills
- ✓ Finance and funding
- ① Diversity and inclusion
- Personal statement ***
- ① Reference

Our guide to writing your personal statement (opens in a new window) should help you complete this section. We strongly recommend you write the statement using a word-processor and paste it in to your application. You can type your statement directly into the box or edit a statement you have pasted in.

Personal statement *
Your completed statement must be between 1,000 and 4,000 characters (maximum 47 lines) including spaces.

Characters used: 0 of 4000 characters

Are you sure you want to leave this page without saving your changes?

Yes No

Save draft Save & Preview

The **Mark this section as complete** feature is only available on the **Preview** screen.

Personal statement Preview



You have used 5 of 47 lines based on the preview and 445 of 4000 characters.

Make sure your personal statement is your own work

We'll carry out checks to verify your personal statement is your own work.

Provided it is your own work, you can use your personal statement from your application last year. If it appears to have been copied from another source, we'll inform the universities and colleges to which you have applied. They will then take the action they consider appropriate. We'll also contact you by email to tell you this has happened.

[Edit](#)

445 of 4000 characters

- 1 Lorem ipsum dolor sit amet, consectetur adipiscing elit, sed do eiusmod tempor incididunt ut
- 2 labore et dolore magna aliqua. Ut enim ad minim veniam, quis nostrud exercitation ullamco
- 3 laboris nisi ut aliquip ex ea commodo consequat. Duis aute irure dolor in reprehenderit in
- 4 voluptate velit esse cillum dolore eu fugiat nulla pariatur. Excepteur sint occaecat cupidatat
- 5 non proident, sunt in culpa qui officia deserunt mollit anim id est laborum.

☐ Mark this section as complete *

You must complete all mandatory fields in this section before you can mark it as complete. All sections must be marked as complete before you can send your application.



Adding a choice.


To add your choices, click the **Choices** section.

Start typing the name of the university or college into the institution field. Select from the options displayed.

Do the same for the course you have selected.

Locations and start dates are displayed according to the course details.

Your choices

 Add choice

Add choice

University/college name *

Course *

Location *

Start date *

Further details

You only need to provide information here if your chosen university or college has asked you to.

Point of entry

This tells the universities and colleges which year of the course you want to start, e.g. point of entry one is the first year of the course. If you wish to start in the first year of the course leave the box blank and you will automatically be considered for the first year. Enter 0 if you intend to take a foundation year – not all universities offer a foundation year so please check before applying.

If you've spoken to your chosen university or college and they are willing to consider your application to start the course after the first year, please enter the relevant number for the year, e.g. second year = 2, third year = 3, etc.

Live at home while studying? *

☐ Yes ☐ No

Save

Cancel

Some courses may require you to disclose your criminal conviction status.

We'll only show this question if the course choice requires it.

Criminal convictions

Do you have any spent or unspent criminal convictions or other punishments that would show up on a criminal records check?

n/a

☐ Yes ☐ No

▼ Help with criminal convictions

Further checks may also be required under the Disclosure and Barring Service.

If you have spent or unspent convictions from a court outside Great Britain, additional checks may be carried out depending on the records available in respect of the applicable country.

A criminal records check may show all spent and unspent criminal convictions including (but not limited to) cautions, reprimands, final warnings, bind over orders or similar and, to the extent relevant to this course, may also show details of any minor offences, fixed penalty notices, penalty notices for disorder, ASBOs or VOOs.

It is recommended that you read the help text accompanying this question and if these issues are in any way relevant to you, you should obtain further advice from appropriate bodies. UCAS will not be able to assist you in this respect.

You will be asked this question each time you add a course that requires a criminal conviction declaration.

Save

Cancel

There is a maximum of 5 choices and choice restrictions still apply (a maximum of 4 courses in any one of medicine, dentistry, veterinary medicine or veterinary science).

Once all choices are added select confirm choices to mark the section as complete.



Your **choices**

Search for courses
Find courses and providers

+ Add choice

Accounting and Finance (N400)
Aberystwyth University (A40)

Location: Main Site (Aberystwyth)
Start date: 01 September 2022
Further details: Not provided
Point of entry: 1st year
Deferred entry: Yes
Live at home while studying: No

Accounting and Finance (with integrated Foundation) (NN44)
University of Buckingham (B90)

Location: Main Site
Start date: 23 September 2022
Further details: Not provided
Point of entry: 1st year
Deferred entry: Yes
Live at home while studying: No

Confirm choices

?

Some courses have extra admissions tests and assessments.

We'll show these in **blue text** on the choice card.

This should not be a surprise to you, as you should have seen details of this when researching the course.

Your choices



Add choice

Medicine (A100)

University of Oxford (033)

Location: Christ Church

Start date: 01 October 2022

Further details: *Not provided*

Point of entry: 1st year

Deferred entry: Yes

Live at home while studying: No

Criminal convictions declaration: Undeclared

INFO

You may need to take an admissions test

As part of the application process for this course you may need to sit the following admissions tests: Bio-Medical Admissions Test (BMAT)

There may be an assessment

You may be required to attend an interview or audition or provide a portfolio, essay or other piece of work to help the course tutor decide if you're suitable for this course.

...

Confirm choices

Clicking the 3 dots in the bottom right of a card enables you to see it as a summary.

Medicine (A100)
University of Oxford (033)

INFO

- ❗ You can't make two or more applications to Oxford
- 📘 You may need to take an admissions test
- 📝 There may be an assessment

...

Any choice combinations that are not permitted will be flagged with **red text** on the right of each relevant card.

For example these screens show error messages for students trying to apply to University of Cambridge **and** University of Oxford.

Medicine (A100) University of Cambridge (C05)

Location: Girton
Start date: 01 October 2021
Further details: *Not provided*
Point of entry: 1st year
Deferred entry: No
Live at home while studying: No
Criminal convictions declaration: Undeclared

INFO

❗ Check your choices

You can usually only apply to one course at either the University of Oxford or the University of Cambridge. The only exception is if you'll be a graduate by 30 September 2021 and you're applying to Cambridge for graduate medicine (course A101). If so, you can also apply to medicine (course A100) at Cambridge, as well as graduate medicine (course A101) at Oxford.

📘 You may need to take an admissions test

As part of the application process for this course you may need to sit the following admissions tests: Bio-Medical Admissions Test (BMAT)

📝 There may be an assessment

You may be required to attend an interview or audition or provide a portfolio, essay or other piece of work to help the course tutor decide if you're suitable for this course.

...

Medicine (A100) University of Oxford (033)

Location: Queen's
Start date: 01 October 2022
Further details: *Not provided*
Point of entry: 1st year
Deferred entry: Yes
Live at home while studying: Yes
Criminal convictions declaration: Undeclared

INFO

❗ Check your choices

You can usually only apply to one course at either the University of Oxford or the University of Cambridge. The only exception is if you'll be a graduate by 30 September 2021 and you're applying to Cambridge for graduate medicine (course A101). If so, you can also apply to medicine (course A100) at Cambridge, as well as graduate medicine (course A101) at Oxford.

📘 You may need to take an admissions test

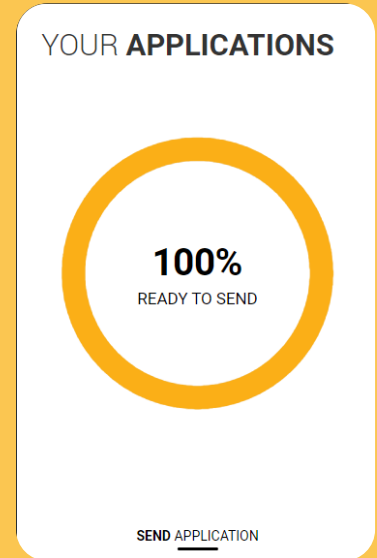
As part of the application process for this course you may need to sit the following admissions tests: Bio-Medical Admissions Test (BMAT)

📝 There may be an assessment

You may be required to attend an interview or audition or provide a portfolio, essay or other piece of work to help the course tutor decide if you're suitable for this course.

...

Submitting the application.



There are 4 steps to the submission process.

The application must be complete (showing 100%) before pressing submit.

The image displays two screenshots of the UCAS application status interface, showing the progress of an application submission process. Both screenshots are for an application linked to UCAS Training London, Group Training Group 1.

Top Screenshot:

- Application status:** 3/5
- Centre information:** Application linked to UCAS Training London, Group Training Group 1
- Progress indicators:**
 - CHOICES: 3/5
 - PROFILE: 100%
 - PERSONAL STATEMENT: 100%
- Submit button:** Submit >

Bottom Screenshot:

- Application status:** 5/5
- Centre information:** Application linked to UCAS Training London, Group Training Group 1
- Progress indicators:**
 - CHOICES: 5/5
 - PROFILE: 100%
 - PERSONAL STATEMENT: 100%
- Submit button:** Submit >

This shows the full application and you can download it as a pdf (in the top right) to help you check it.

At the bottom of the application, click **Accept and proceed** (or return to application if you want to make more changes).

Check your application

This is an overview of your application. Please check to make sure the information is correct.

[Download as PDF](#)

[Personal details](#)
[Contact and residency details](#)
[Employment](#)
[Education](#)
[Nationality details](#)
[Supporting information](#)
[English language skills](#)
[Finance and funding](#)
[Diversity and inclusion](#)
[Personal statement](#)
[Choices](#)

Personal details

[Edit](#)

| | |
|------------------|--------------|
| Title | Ms |
| First name | Rose |
| Last name | Hill |
| Previous name(s) | Not provided |
| Preferred name | Not provided |
| Date of birth | 08/02/1995 |
| Gender | Female |

Contact and residency details

[Edit](#)

| | |
|-------------------------|--------------|
| Mobile telephone number | 01234567890 |
| Other telephone number | Not provided |
| Email address | |

[Accept and proceed](#)[Return to application](#)

We then need you to
update your preferences.

Marketing preferences

When you're applying and off to uni, you'll find different brands and universities will want to get in touch with you to share information about things to make student life easier and help you chose the right university for you. Tell us what you'd like to hear more about...

Study and career opportunities, plus health information *

Get career advice and information on course and training opportunities from employers, universities and colleges, as well as health and well-being guidance as you prepare for student life.

☒ Yes ☐ No

Student essentials *

Make the most of student life with info on tech, retailers, publications, banks, travel, and transport, as well as recommendations for student accommodation.

☐ Yes ☒ No

Relevant courses *

If you find yourself without a place, we'll share course info from unis and colleges that have vacancies on relevant courses.

☒ Yes ☐ No

☒ All

☒ Email

☐ Post

☐ SMS

You must tick the box at the bottom of the page to confirm you have read and understood the terms and conditions.

You can collapse these by clicking the ▼.

Then click **Accept and proceed**, or you can **Return to application**, or **Return to marketing preferences**.

Terms and conditions

These are the terms and conditions (the "Terms") on which we supply the "Apply" service (the "Service") to you.

- Unordered list
- Harum asperiores tenetur odio quaerat eaque veniam fugit soluta et fuga saepe temporibus aut delectust

1 Ordered list

2 Ullam placeat numquam perferendis deleniti ut eveniet tempore nihil aliquid ut dolore non vero molestias

It is important that you read these Terms carefully so that you are happy you understand their content.

We will ask you to confirm your agreement by ticking a box when you submit your application (your "Application"). By ticking this box, we will consider that you accept these Terms, our website terms and conditions and our privacy policy.

We are unable to process your Application until you do so.

[EXPAND ALL](#) [COLLAPSE ALL](#)

▼ About UCAS

What we do and how to contact us.

- 1.1 We are the Universities and Colleges Admissions Service, a company incorporated in England and Wales with company number 02839815, whose registered office is at Rosehill, New Barn Lane, Cheltenham, Gloucestershire, GL52 3LZ ("UCAS", "we", "us").
- 1.2 You can contact us by telephoning our customer service team on 0371 334 4 447, emailing us at webenquiries@ucas.ac.uk or by writing to us at the above address.
- 1.3 Our role is to provide application services for people applying for undergraduate and postgraduate courses, as well as making choices after their GCSEs.

Help text

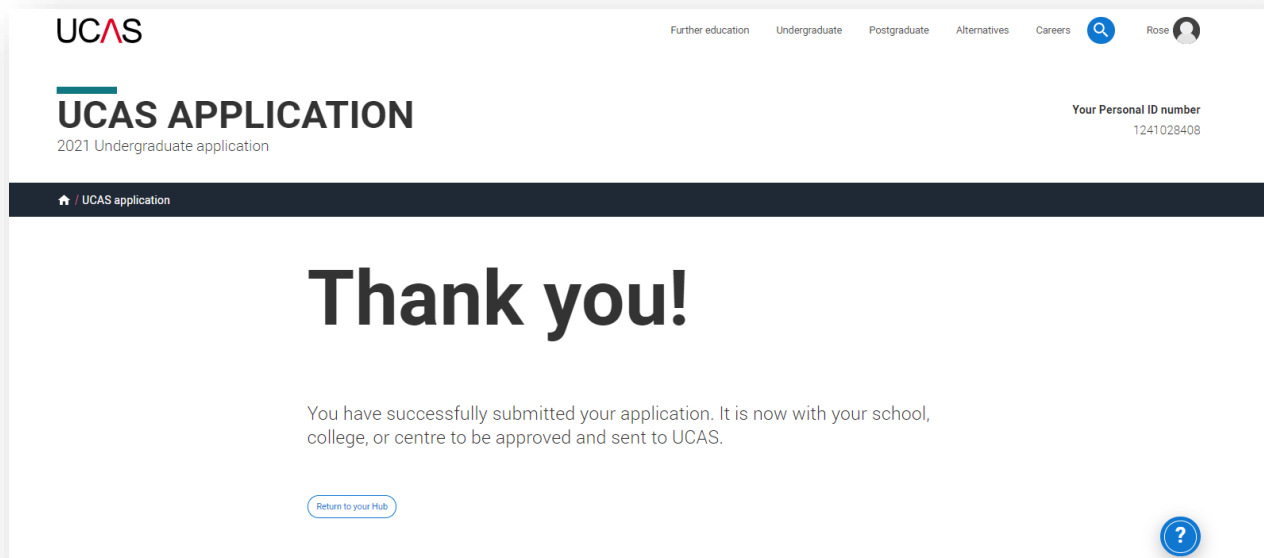
This section summarises important points. It's important you still read and understand the full conditions.

< Contact us

How to get in touch with UCAS.

Pay and Submit.

If your school or college pay for your application you won't need to enter any credit card details.



If you need to pay by card you will see this. Click **Pay now** and you will be asked to enter your card details.

🏠 / UCAS application

1

2

3

4

Check your application

Update your preferences

Terms and conditions

Pay and submit

Pay and submit

Please click pay now, where you will be asked to enter your card details. Compulsory fields are marked with an asterisk (*).

Card payment details

Credit and debit cards: we accept UK and international Visa, Visa Debit, Delta, MasterCard, JCB, Maestro, and Electron. At the moment we do not accept American Express or Diners Club cards.

Your card details will be encrypted before being transferred over the internet.

The application will not be processed until your payment has been authorised by the card issuer.

If it is subsequently discovered that you did not have authority to make payment using the credit or debit card whose details are entered, we will cancel your application.

Do not refresh the page or use the back button while we process your payment.

Amount due: £26.50

The next screen you see may be a payment card verification form supplied through your card issuer which is in place to give you added protection when paying online.

Pay now

Return to application

Back to Terms and conditions

When you've paid and submitted your application, it will go to your school/college to check.

They will submit the application to UCAS.

If you log in you will see a read only version.

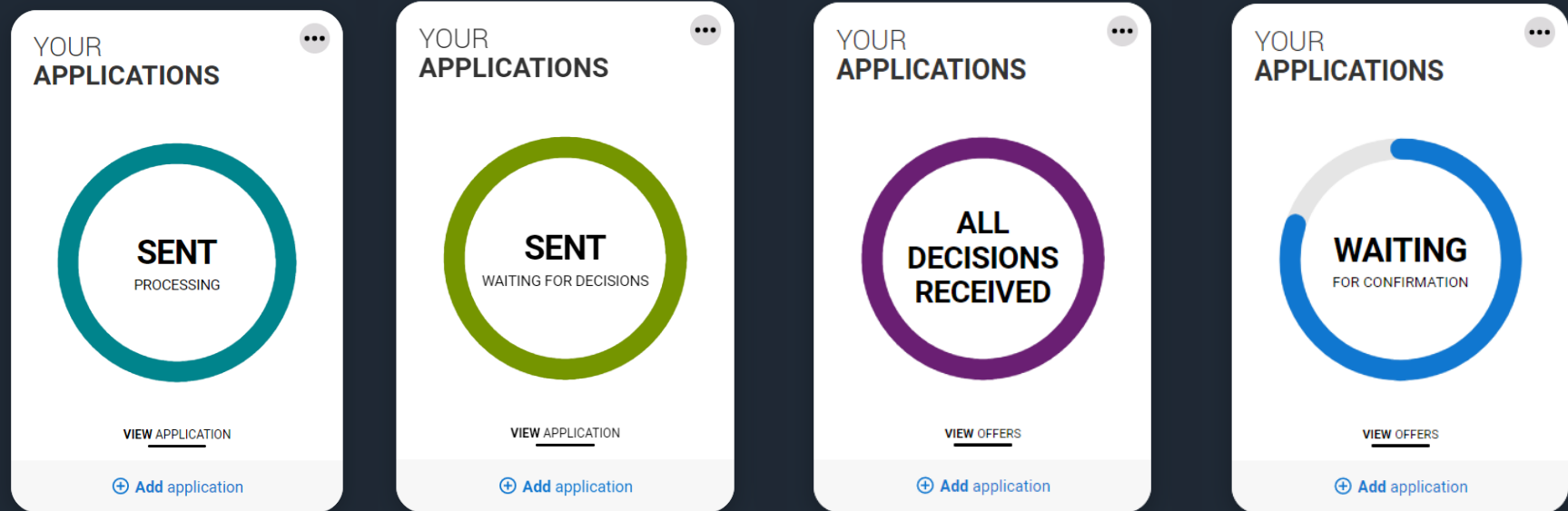
The screenshot displays the UCAS Application 2021 Undergraduate application interface. At the top, the title 'UCAS APPLICATION' is followed by '2021 Undergraduate application'. On the right, the user's 'Personal ID number' is 1241028408. A teal banner contains a 'Return to your Hub' link, a message stating 'This is a read only version of your application which is with an adviser at UCAS Test and training centre. your adviser if you have any questions or problems with your application.', and a 'Contact' button with a 'Download as PDF' option. A left-hand menu lists various sections: Personal details, Contact and residency details, Employment, Education, Nationality details, Supporting information, English language skills, Finance and funding, Diversity and inclusion, and Personal statement. The main content area shows 'Personal details' and 'Contact and residency details' in two sections.

| Personal details | |
|------------------|--------------|
| Title | Ms |
| First name | Rose |
| Last name | Hill |
| Previous name(s) | Not provided |
| Preferred name | Not provided |
| Date of birth | 08/02/1995 |
| Gender | Female |

| Contact and residency details | |
|-------------------------------|--------------|
| Mobile telephone number | 01234567890 |
| Other telephone number | Not provided |

Tracking your application

Depending on the status of your application you'll see one of the following tiles on your UCAS Hub homepage. Click on it to go to your application.



You'll be taken to your application status.

The application status displays all of the key information relevant to your application status.





It will update to reflect your status and clearly state any actions you need to take. **Particularly when you will need to reply to any offers.**

Application status

Latest updates

There have been no recent updates to your application
View all updates

Important information

-  View all details
-  View all correspondence
-  Student bank account info
-  Centre link permission

Waiting for decisions

Providers have until 29/04/2022 to respond to your choices.





0/5

Application status

Latest updates

28 June 2021, 09:48
University of UCAS has offered you an unconditional place for Biology and Languages.
View all updates

Important information

-  View all details
-  View all correspondence
-  Student bank account info
-  Centre link permission

Waiting for decisions

Providers have until 29/04/2022 to respond to your choices.





4/5

Application status

Latest updates

8 July 2021, 11:33
Your application to University of UCAS for Art and Design Studies has either been unsuccessful, withdrawn or is full. You will no longer be considered for this place.
View all updates

Important information

-  View all details
-  View all correspondence
-  Student bank account info
-  Centre link permission

Reply to offers

You have 1 days to reply to your offers – if you don't reply on time you will lose them.

5/5

Reply to offers

Latest updates – displays offer and decision notifications Click view all updates for full history.

Student bank account info – you'll need this to open a student bank account (when eligible).

View all correspondence – all correspondence is grouped by choice.

Centre link permission – if you are linked to a centre this enables you to update your sharing preference. Remember if you don't share with your centre then they will be unable to help support you with your application.

Application status

Latest updates

There have been no recent updates to your application
View all updates

Important information

- View all details
- View all correspondence
- Student bank account info
- Centre link permission

Waiting for decisions

Providers have until 29/04/2022 to respond to your choices.

0/5

VIEW ALL UPDATES

2022 Undergraduate application

Overview / View all updates

Return to overview

You've been offered a place!

University of UCAS has offered you an unconditional place for Biology and Languages.
28 June 2021, 09:40

You've been offered a place!

University of UCAS has offered you a place for Medicine and Surgery, subject to conditions. Please view the choice to see these.
28 June 2021, 09:47

Philosophy, Politics and Economics (two-year degree) (V500) University of Buckingham (B90)

Unsuccessful

15 January 2021

Economics (two-year degree) (L100) University of Buckingham (B90)

Replying to offers

15 January 2021

Replying to offers

15 January 2021

Status check

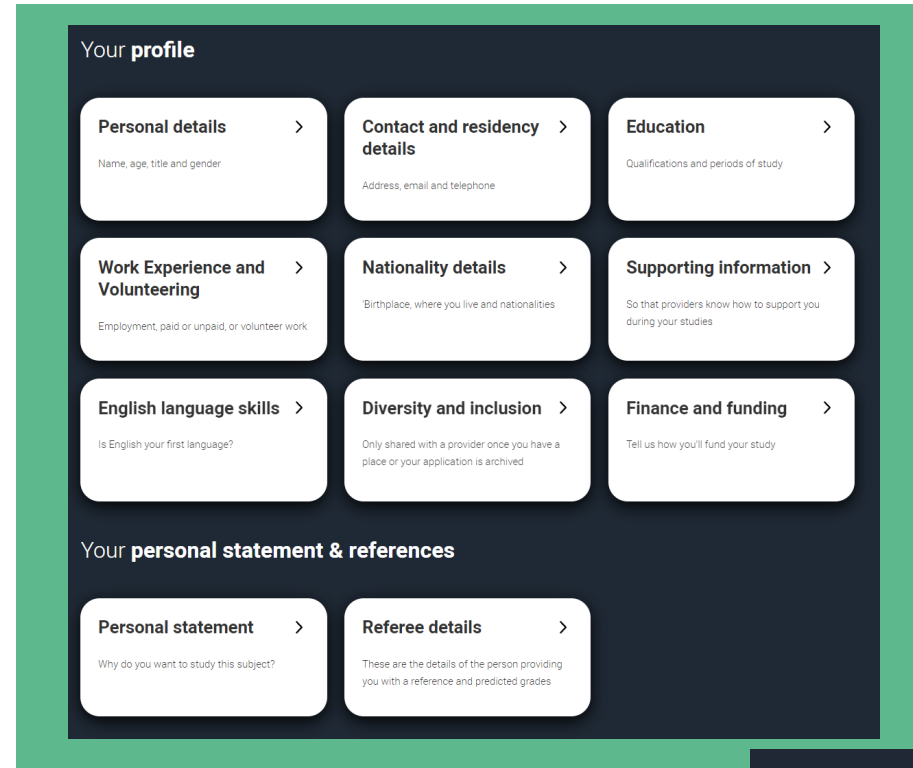
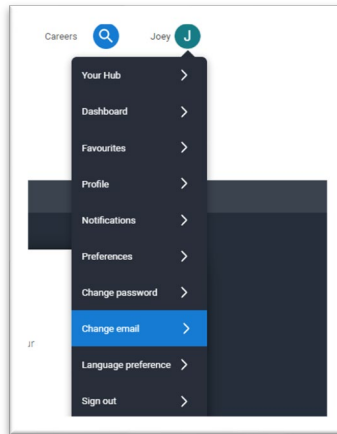
15 January 2021

View all correspondence

Your profile and personal statement are displayed below your choices.

All are read-only with the exception of **Contact and residency details**. Here you can **edit** your **phone numbers** and **postal address**.

To update your email address, go to the main menu and select **change email**.



Waiting for decisions

Horticulture and Amenity Management (HORT)
University of UCAS (Z98)

Location: C
 Start date: 01 September 2022
 Point of entry: 1st year
 Deferred entry: No
 Live at home while studying: Yes
 Criminal convictions declaration: Undeclared

ACTIONS

[Substitute this choice](#)

If you made a mistake with this choice, you can still substitute it (for a limited period only).

[Permanently withdraw from this choice](#)

Once withdrawn, you won't be able to change it for another choice

Art and Design Studies (ADST)
University of UCAS (Z98)

Location: C
 Start date: 01 September 2022
 Point of entry: 1st year
 Deferred entry: No
 Live at home while studying: Yes

ACTIONS

[Substitute this choice](#)

If you made a mistake with this choice, you can still substitute it (for a limited period only).

[Permanently withdraw from this choice](#)

Once withdrawn, you won't be able to change it for another choice

SUBSTITUTE YOUR CHOICE

2022 Undergraduate application

Your Personal ID number
1490042806

Overview / Substitute your choice



Substitute this choice

Horticulture and Amenity Management (HORT)
University of UCAS (Z98)

Location: C
 Start date: 01 September 2022
 Point of entry: 1st year
 Deferred entry: No
 Live at home while studying: Yes
 Criminal convictions declaration: Undeclared

To substitute this choice please add the new choice details below

University/college name *

Search for institution

Course *

Search for course

Location *

Start date *



You can substitute a choice within 14 days of your application being sent to UCAS. Select the option from the actions box and then complete the short substitution form.

The details of your offers will be shown including any conditions.

The full text of the offer can be seen by clicking 'View full offer'.

Your inactive choices (withdrawn, declined, unsuccessful) are in an accordion section below the active choices.

Mathematics and Languages (MALA) University of UCAS (200)

Location: 0
Start date: 01 August 2020
Points of entry: 1st year
Deferred entry: No
Live at home while studying: No

OFFER

The university or college has offered you a place subject to conditions.

[View full offer](#)

Biology and Languages (BILA) University of UCAS (200)

Location: 0
Start date: 01 September 2020
Points of entry: 1st year
Deferred entry: No
Live at home while studying: No

OFFER

The university or college has offered you an unconditional place.

Business and Management (BUMA) University of UCAS (200)

Location: 0
Start date: 01 September 2020
Points of entry: 1st year
Deferred entry: No
Live at home while studying: Yes
Criminal convictions declaration: Unexplained

OFFER

The university or college has offered you a place subject to conditions.

[View full offer](#)

Medicine and Surgery (MSUG) University of UCAS (200)

Location: 0
Start date: 01 August 2020
Points of entry: 1st year
Deferred entry: No
Live at home while studying: Yes
Criminal convictions declaration: Unexplained

OFFER

The university or college has offered you a place subject to conditions.

[View full offer](#)

Your unsuccessful, declined and withdrawn choices

Art and Design Studies (ADST) University of UCAS (200)

Location: 0
Start date: 01 September 2020
Points of entry: 1st year
Deferred entry: No
Live at home while studying: Yes

UNSUCCESSFUL

You have been unsuccessful in your application

Full offer

This offer is subject to you obtaining

112 UCAS Tariff points including BTEC National Diploma grade DM

[Close](#)

If a university or college has notified UCAS of an interview the invitation details will be shown alongside a button to enable you to respond.

There are three options you can select from to respond to the invitation.

Graphic Design (W210)

Bachelor of Arts (with Honours) BA (Hons)

Location: Main site

Start date: September 2022

Point of entry: 1st year

Accommodation needed: No

Criminal convictions: None to declare

INVITATION

You have been invited to interview

Your invitation

You have been invited to interview on
9 February 2022

[View correspondence](#)

[Respond to invitation](#)



Reply to your invitation

Select response ▼

- Accept invitation
- Request an alternative date
- Decline invitation

[Send reply](#)

[Cancel](#)

If you are not suitable, you'll need to contact the university to arrange an alternative date.

CONFIRM YOUR CHOICES

2022 Undergraduate application

[Home](#) / [Overview](#) / [Confirm Your Choices](#)

Select your firm choice

Note: You are making a commitment when you choose a firm choice. If the offer is conditional, you are agreeing to take up the place if you meet the conditions of the offer. If the offer is unconditional, you are agreeing that you will attend the course at that university or college.

Your choices

Mathematics and Languages (MALA)

University of UCAS (Z98)

The university or college has offered you a place subject to conditions.

This offer is subject to you obtaining

ABC from at least 3 A levels

Make this my firm choice

Biology and Languages (BILA)

University of UCAS (Z98)

The university or college has offered you an unconditional place.

Make this my firm choice

Business and Management (BUMA)

University of UCAS (Z98)

The university or college has offered you a place subject to conditions.

This offer is subject to you obtaining

96 points from your International Baccalaureate Diploma, to include six in Higher Level English

Make this my firm choice

Medicine and Surgery (MSUG)

University of UCAS (Z98)

The university or college has offered you a place subject to conditions.

This offer is subject to you obtaining

112 UCAS Tariff points including BTED National Diploma grade DM

Make this my firm choice

UCAS

Once all decisions have been received, you will make your reply and confirm your choices.

If you choose a conditional offer as your firm choice, you have the option to add an optional insurance choice.

If you choose an unconditional offer as your firm choice, you cannot have an insurance choice.

All other offers will be declined offers, underneath the firm choice.

You must click the blue 'Confirm choice' button at the bottom of the page to submit your decisions.

Your firm choice

Medicine and Surgery (MSUG)

University of UCAS (Z98)

The university or college has offered you a place subject to conditions.

This offer is subject to you obtaining

112 UCAS Tariff points including BTEC National Diploma grade DM

Do you want to select an optional insurance choice?

Note: Your insurance choice is a second choice and it should be used as a backup. You will ONLY get the opportunity to attend if you are not accepted on your firm choice AND you meet the conditions of your insurance choice.

You don't have to have an insurance choice. Please only choose one if you want to make this commitment.

The conditions for your insurance choice should be less than those required by your firm choice, as this will increase your chances of being accepted on a course should you not meet the conditions set by your firm choice.

Mathematics and Languages (MALA)

University of UCAS (Z98)

The university or college has offered you a place subject to conditions.

This offer is subject to you obtaining

ABC from at least 3 A levels

Make this my insurance choice

Biology and Languages (BILA)

University of UCAS (Z98)

The university or college has offered you an unconditional place.

Make this my insurance choice

Business and Management (BUMA)

University of UCAS (Z98)

The university or college has offered you a place subject to conditions.

This offer is subject to you obtaining

96 points from your International Baccalaureate Diploma, to include six in Higher Level English

Make this my insurance choice

Your firm choice

Medicine and Surgery (MSUG)

University of UCAS (Z98)

The university or college has offered you a place subject to conditions.

This offer is subject to you obtaining

112 UCAS Tariff points including BTEC National Diploma grade DM

Your insurance choice

Mathematics and Languages (MALA)

University of UCAS (Z98)

The university or college has offered you a place subject to conditions.

This offer is subject to you obtaining

ABC from at least 3 A levels

Your declined offers

Biology and Languages (BILA)

University of UCAS (Z98)

The university or college has offered you an unconditional place.

Business and Management (BUMA)

University of UCAS (Z98)

The university or college has offered you a place subject to conditions.

This offer is subject to you obtaining

96 points from your International Baccalaureate Diploma, to include six in Higher Level English

Back to Select Insurance choice

Cancel

Confirm choices

UCAS

The application status updates to show you have replied to your offer(s) and that you are waiting for the university or college to confirm your place when your results are available.

You are able to view the full text at any time by clicking 'View full offer'.

Your application tile on the Hub will also update.

OVERVIEW

2022 Undergraduate application

Your Personal ID number
1490042708

Home / Overview

Application status

Latest updates

8 July 2021, 11:33
Your application to University of UCAS for Art and Design Studies has either been unsuccessful, withdrawn or is full. You will no longer be considered for this place.
[View all updates](#)

Important information

- [View all details](#)
- [View all correspondence](#)
- [Student bank account info](#)
- [Centre link permission](#)

Waiting for confirmation

You have replied to your offer(s). If you meet the conditions of your offer(s), the university or college will confirm your place. You may need to send them details of your results if they ask for them.

Your choices

Your firm choice

Medicine and Surgery (MSUG)

University of UCAS (Z98)

Location: C
Start date: 01 August 2022
Point of entry: 1st year
Deferred entry: No
Live at home while studying: Yes
Criminal convictions declaration: Undeclared

WAITING FOR CONFIRMATION
Your place will be confirmed at this university or college if you meet the conditions of this offer.
[View full offer](#)

Your insurance choice

Mathematics and Languages (MALA)

University of UCAS (Z98)

Location: A
Start date: 01 August 2022
Point of entry: 1st year
Deferred entry: No
Live at home while studying: No

WAITING FOR CONFIRMATION
Your place will be confirmed at this university or college if you're NOT accepted at your firm choice AND you fulfil the conditions of this offer.
[View full offer](#)

> Your unsuccessful, declined and withdrawn choices

YOUR APPLICATIONS



WAITING

FOR CONFIRMATION

[VIEW OFFERS](#)

[+ Add application](#)

There is a link to '**Withdraw the whole application**'.

If you **withdraw**, you **will not** be able to apply again during the academic year, and you will not be eligible for Clearing.

Do not use this if you wish to add another choice or apply somewhere else.

Follow the onscreen warnings or speak to your adviser to ensure you are taking the right action.

WITHDRAW YOUR APPLICATION

2022 Undergraduate application

Your Personal ID number
1450042705

UCAS

Overview / Withdraw your application

You are about to permanently withdraw your application and all your choices. Please check this is what you want to do.

All the universities and colleges you've applied to will no longer consider your application and you will not receive an automatic refund. Withdrawing your application does not constitute a cancellation for the purposes of the Consumer Contracts (Information, Cancellation and Additional Charges) Regulations 2013. Please see frequently asked questions if you wish to cancel your application.

Confirm why do you want to permanently withdraw your application *

I want to add another choice or apply to a different university or college

I want to submit a new application for this academic cycle

All my choices have been unsuccessful and I do not want to apply elsewhere in this academic cycle.

I no longer want to apply to a university or college in the UK this year

All the universities and colleges you've applied to will no longer consider your application and you will not receive an automatic refund. Withdrawing your application does not constitute a cancellation for the purposes of the Consumer Contracts (Information, Cancellation and Additional Charges) Regulations 2013. Please see frequently asked questions if you wish to cancel your application.

Confirm why do you want to permanently withdraw your application *

I want to add another choice or apply to a diff... ▾

! If you have not used all 5 of your choices you are able to add more choices to your application. You may also be able to use Extra or Clearing. Please contact us to discuss your options. If you still want to permanently withdraw your application, please select **I no longer want to apply to a university or college in the UK this year** from the drop down list above.